



BITUPATCH

Cemix (a part of Ardex NZ)

Chemwatch Hazard Alert Code: 1

Chemwatch: 5279-28
Version No: 7.1
Safety Data Sheet according to the Health and Safety at Work (Hazardous Substances) Regulations 2017

Issue Date: 10/07/2024
Print Date: 14/08/2024
S.GHS.NZL.EN.E

SECTION 1 Identification of the substance / mixture and of the company / undertaking

Product Identifier

Product name	Cemix Bitupatch
Chemical Name	Not Applicable
Synonyms	Not Available
Chemical formula	Not Applicable
Other means of identification	Not Available

Relevant identified uses of the substance or mixture and uses advised against

Relevant identified uses	Pothole repair material.
--------------------------	--------------------------

Details of the manufacturer or supplier of the safety data sheet

Registered company name	Cemix (a part of Ardex NZ)
Address	19 Alfred Street Onehunga Auckland 1061 New Zealand
Telephone	+64 9 636 1000
Fax	+64 9 636 0000
Website	www.cemix.co.nz
Email	info@cemix.co.nz

Emergency telephone number

Association / Organisation	Cemix (a part of Ardex NZ)
Emergency telephone numbers	0800 ASK CEMIX
Other emergency telephone numbers	Not Available

SECTION 2 Hazards identification

Classification of the substance or mixture

Classification [1]	Specific Target Organ Toxicity - Single Exposure (Narcotic Effects) Category 3, Carcinogenicity Category 1, Specific Target Organ Toxicity - Repeated Exposure Category 1
Legend:	1. Classified by Chemwatch; 2. Classification drawn from CCID EPA NZ; 3. Classification drawn from Regulation (EU) No 1272/2008 - Annex VI
Determined by Chemwatch using GHS/HSNO criteria	6.7A, 6.9A, 6.9B (narcotic effects)

Label elements

Hazard pictogram(s)	
---------------------	--

Signal word	Danger
-------------	--------

Hazard statement(s)

H336	May cause drowsiness or dizziness.
H350	May cause cancer.
H372	Causes damage to organs through prolonged or repeated exposure.

Precautionary statement(s) Prevention

P201	Obtain special instructions before use.
P260	Do not breathe mist/vapours/spray.
P271	Use only outdoors or in a well-ventilated area.
P280	Wear protective gloves and protective clothing.
P270	Do not eat, drink or smoke when using this product.
P264	Wash all exposed external body areas thoroughly after handling.

Precautionary statement(s) Response

P308+P313	IF exposed or concerned: Get medical advice/ attention.
P312	Call a POISON CENTER/doctor/physician/first aider/if you feel unwell.
P304+P340	IF INHALED: Remove person to fresh air and keep comfortable for breathing.

Precautionary statement(s) Storage

P405	Store locked up.
P403+P233	Store in a well-ventilated place. Keep container tightly closed.

Precautionary statement(s) Disposal

P501	Dispose of contents/container to authorised hazardous or special waste collection point in accordance with any local regulation.
------	--

SECTION 3 Composition / information on ingredients

Substances

See section below for composition of Mixtures

Mixtures

CAS No	%[weight]	Name
14808-60-7.	>60	graded sand
8052-42-4	<10	bitumen road making
Not Available	<3	proprietary polymer
Legend:	1. Classified by Chemwatch; 2. Classification drawn from CCID EPA NZ; 3. Classification drawn from Regulation (EU) No 1272/2008 - Annex VI; 4. Classification drawn from C&L; * EU IOELVs available	

SECTION 4 First aid measures

Description of first aid measures

Eye Contact	<p>If this product comes in contact with eyes:</p> <ul style="list-style-type: none">Wash out immediately with water.If irritation continues, seek medical attention.Removal of contact lenses after an eye injury should only be undertaken by skilled personnel.
Skin Contact	<p>If skin or hair contact occurs:</p> <ul style="list-style-type: none">Flush skin and hair with running water (and soap if available).Seek medical attention in event of irritation.Immediately drench burn area in cold running water.If hot bitumen adheres to the skin, DO NOT attempt to remove it (it acts as a sterile dressing).For burns to the head and neck and trunk, apply cold wet towels to the burn area, and change frequently to maintain cooling.Cooling should be maintained for no longer than thirty minutes.When hot bitumen completely encircles a limb, it may have a tourniquet effect and should be split as it cools.Transport to hospital or doctor.
Inhalation	<ul style="list-style-type: none">If dust is inhaled, remove from contaminated area.Encourage patient to blow nose to ensure clear passage of breathing.If irritation or discomfort persists seek medical attention.
Ingestion	<ul style="list-style-type: none">If swallowed do NOT induce vomiting.If vomiting occurs, lean patient forward or place on left side (head-down position, if possible) to maintain open airway and prevent aspiration.Observe the patient carefully.Never give liquid to a person showing signs of being sleepy or with reduced awareness; i.e. becoming unconscious.Give water to rinse out mouth, then provide liquid slowly and as much as casualty can comfortably drink.Seek medical advice.

Indication of any immediate medical attention and special treatment needed

Treat symptomatically.
Burns : No attempt should be made to remove the bitumen (it acts as a sterile dressing). Cover the bitumen with tulle gras and leave for two days when any detached bitumen can be removed. Re-dress and leave for a further week. If necessary refer to a burns unit. [Manufacturer]

SECTION 5 Firefighting measures

Extinguishing media

- Foam.
- Dry chemical powder.
- BCF (where regulations permit).
- Carbon dioxide.
- Water spray or fog - Large fires only.

Special hazards arising from the substrate or mixture

Fire Incompatibility	▸ Avoid contamination with oxidising agents i.e. nitrates, oxidising acids, chlorine bleaches, pool chlorine etc. as ignition may result
----------------------	--

Advice for firefighters

Fire Fighting	<ul style="list-style-type: none">▸ Alert Fire Brigade and tell them location and nature of hazard.▸ Wear breathing apparatus plus protective gloves.▸ Prevent, by any means available, spillage from entering drains or water courses.▸ Use water delivered as a fine spray to control fire and cool adjacent area.▸ DO NOT approach containers suspected to be hot.▸ Cool fire exposed containers with water spray from a protected location.▸ If safe to do so, remove containers from path of fire.▸ Equipment should be thoroughly decontaminated after use.
Fire/Explosion Hazard	<ul style="list-style-type: none">▸ Combustible.▸ Slight fire hazard when exposed to heat or flame.▸ Heating may cause expansion or decomposition leading to violent rupture of containers.▸ On combustion, may emit toxic fumes of carbon monoxide (CO).▸ May emit acrid smoke.▸ Mists containing combustible materials may be explosive. <p>Combustion products include: carbon dioxide (CO2) other pyrolysis products typical of burning organic material. May emit poisonous fumes.</p>

SECTION 6 Accidental release measures

Personal precautions, protective equipment and emergency procedures

See section 8

Environmental precautions

See section 12

Methods and material for containment and cleaning up

Minor Spills	<ul style="list-style-type: none">▸ Clean up all spills immediately.▸ Avoid contact with skin and eyes.▸ Wear impervious gloves and safety goggles.▸ Trowel up/scrape up.▸ Place spilled material in clean, dry, sealed container.▸ Flush spill area with water.
Major Spills	<p>Minor hazard.</p> <ul style="list-style-type: none">▸ Clear area of personnel.▸ Alert Fire Brigade and tell them location and nature of hazard.▸ Control personal contact with the substance, by using protective equipment as required.▸ Prevent spillage from entering drains or water ways.▸ Contain spill with sand, earth or vermiculite.▸ Collect recoverable product into labelled containers for recycling.▸ Absorb remaining product with sand, earth or vermiculite and place in appropriate containers for disposal.▸ Wash area and prevent runoff into drains or waterways.▸ If contamination of drains or waterways occurs, advise emergency services.

Personal Protective Equipment advice is contained in Section 8 of the SDS.

SECTION 7 Handling and storage

Precautions for safe handling

Safe handling	<ul style="list-style-type: none">· Electrostatic discharge may be generated during pumping - this may result in fire.· Ensure electrical continuity by bonding and grounding (earthing) all equipment.· Restrict line velocity during pumping in order to avoid generation of electrostatic discharge (<=1 m/sec until fill pipe submerged to twice its diameter, then <= 7 m/sec).· Avoid splash filling.· Do NOT use compressed air for filling discharging or handling operations.· Wait 2 minutes after tank filling (for tanks such as those on road tanker vehicles) before opening hatches or manholes.· Wait 30 minutes after tank filling (for large storage tanks) before opening hatches or manholes. Even with proper grounding and bonding, this material can still accumulate an electrostatic charge. If sufficient charge is allowed to accumulate, electrostatic discharge and ignition of flammable air-vapour mixtures can occur. Be aware of handling operations that may give rise to additional hazards that result from the accumulation of static charges. These include but are not limited to pumping (especially turbulent flow), mixing, filtering, splash filling, cleaning and filling of tanks and containers, sampling, switch loading, gauging, vacuum truck operations, and mechanical movements. These activities may lead to static discharge e.g. spark formation. Restrict line velocity during pumping in order to avoid generation of electrostatic discharge (= 1 m/s until fill pipe submerged to twice its diameter, then = 7 m/s). Avoid splash filling.· Do NOT use compressed air for filling, discharging, or handling operations<ul style="list-style-type: none">▸ Avoid all personal contact, including inhalation.▸ Wear protective clothing when risk of exposure occurs.▸ Use in a well-ventilated area.▸ Prevent concentration in hollows and sumps.▸ DO NOT enter confined spaces until atmosphere has been checked.▸ DO NOT allow material to contact humans, exposed food or food utensils.
---------------	--

	<div><div>▶ Avoid contact with incompatible materials.</div><div>▶ When handling, DO NOT eat, drink or smoke.</div><div>▶ Keep containers securely sealed when not in use.</div><div>▶ Avoid physical damage to containers.</div><div>▶ Always wash hands with soap and water after handling.</div><div>▶ Work clothes should be laundered separately. Launder contaminated clothing before re-use.</div><div>▶ Use good occupational work practice.</div><div>▶ Observe manufacturer's storage and handling recommendations contained within this SDS.</div><div>▶ Atmosphere should be regularly checked against established exposure standards to ensure safe working conditions are maintained.</div></div>
Other information	<div><div>▶ Store in original containers.</div><div>▶ Keep containers securely sealed.</div><div>▶ No smoking, naked lights or ignition sources.</div><div>▶ Store in a cool, dry, well-ventilated area.</div><div>▶ Store away from incompatible materials and foodstuff containers.</div><div>▶ Protect containers against physical damage and check regularly for leaks.</div><div>▶ Observe manufacturer's storage and handling recommendations contained within this SDS.</div></div>

Conditions for safe storage, including any incompatibilities

Suitable container	<div><div>▶ Metal can or drum</div><div>▶ Packaging as recommended by manufacturer.</div><div>▶ Check all containers are clearly labelled and free from leaks.</div></div>
Storage incompatibility	<div><div>▶ Avoid reaction with oxidising agents</div></div>

SECTION 8 Exposure controls / personal protection

Control parameters

Occupational Exposure Limits (OEL)

INGREDIENT DATA

Source	Ingredient	Material name	TWA	STEL	Peak	Notes
New Zealand Workplace Exposure Standards (WES)	graded sand	Silica-Crystalline (all forms) respirable dust	0.025 mg/m3	Not Available	Not Available	carcinogen category 1 - Known or presumed human carcinogen; α-quartz and cristobalite are confirmed carcinogens. Significant risk to workers will remain at WES-TWA exposures of 0.025mg/m3. The US Occupational Safety and Health Administration (OSHA) has estimated the lifetime silicosis mortality risk for workers exposed at this level for 8 hours per day at between 4 and 22 deaths per 1,000 workers and the lifetime lung cancer mortality risk for workers exposed at this level for 8 hours per day at between 3 and 23 deaths per 1,000 workers.
New Zealand Workplace Exposure Standards (WES)	bitumen road making	Asphalt (petroleum) fumes	0.5 mg/m3	Not Available	Not Available	(skin) - Skin absorption






Emergency Limits

Ingredient	TEEL-1	TEEL-2	TEEL-3
graded sand	0.075 mg/m3	33 mg/m3	200 mg/m3
bitumen road making	30 mg/m3	330 mg/m3	2,000 mg/m3

Ingredient	Original IDLH	Revised IDLH
graded sand	25 mg/m3 / 50 mg/m3	Not Available
bitumen road making	Not Available	Not Available

Exposure controls

Appropriate engineering controls	<div><div>Engineering controls are used to remove a hazard or place a barrier between the worker and the hazard. Well-designed engineering controls can be highly effective in protecting workers and will typically be independent of worker interactions to provide this high level of protection. The basic types of engineering controls are: Process controls which involve changing the way a job activity or process is done to reduce the risk. Enclosure and/or isolation of emission source which keeps a selected hazard "physically" away from the worker and ventilation that strategically "adds" and "removes" air in the work environment. Ventilation can remove or dilute an air contaminant if designed properly. The design of a ventilation system must match the particular process and chemical or contaminant in use. Employers may need to use multiple types of controls to prevent employee overexposure.</div><div>Local exhaust ventilation usually required. If risk of overexposure exists, wear approved respirator. Correct fit is essential to obtain adequate protection. Supplied-air type respirator may be required in special circumstances. Correct fit is essential to ensure adequate protection. An approved self contained breathing apparatus (SCBA) may be required in some situations. Provide adequate ventilation in warehouse or closed storage area. Air contaminants generated in the workplace possess varying "escape" velocities which, in turn, determine the "capture velocities" of fresh circulating air required to effectively remove the contaminant.</div><table><tr><td>Type of Contaminant:</td><td>Air Speed:</td></tr><tr><td>solvent, vapours, degreasing etc., evaporating from tank (in still air).</td><td>0.25-0.5 m/s (50-100 f/min.)</td></tr><tr><td>aerosols, fumes from pouring operations, intermittent container filling, low speed conveyer transfers, welding, spray drift, plating acid fumes, pickling (released at low velocity into zone of active generation)</td><td>0.5-1 m/s (100-200 f/min.)</td></tr><tr><td>direct spray, spray painting in shallow booths, drum filling, conveyer loading, crusher dusts, gas discharge (active generation into zone of rapid air motion)</td><td>1-2.5 m/s (200-500 f/min.)</td></tr><tr><td>grinding, abrasive blasting, tumbling, high speed wheel generated dusts (released at high initial velocity into zone of very high rapid air motion).</td><td>2.5-10 m/s (500-2000 f/min.)</td></tr></table><div>Within each range the appropriate value depends on:<table><tr><td>Lower end of the range</td><td>Upper end of the range</td></tr></table></div></div>	Type of Contaminant:	Air Speed:	solvent, vapours, degreasing etc., evaporating from tank (in still air).	0.25-0.5 m/s (50-100 f/min.)	aerosols, fumes from pouring operations, intermittent container filling, low speed conveyer transfers, welding, spray drift, plating acid fumes, pickling (released at low velocity into zone of active generation)	0.5-1 m/s (100-200 f/min.)	direct spray, spray painting in shallow booths, drum filling, conveyer loading, crusher dusts, gas discharge (active generation into zone of rapid air motion)	1-2.5 m/s (200-500 f/min.)	grinding, abrasive blasting, tumbling, high speed wheel generated dusts (released at high initial velocity into zone of very high rapid air motion).	2.5-10 m/s (500-2000 f/min.)	Lower end of the range	Upper end of the range
Type of Contaminant:	Air Speed:												
solvent, vapours, degreasing etc., evaporating from tank (in still air).	0.25-0.5 m/s (50-100 f/min.)												
aerosols, fumes from pouring operations, intermittent container filling, low speed conveyer transfers, welding, spray drift, plating acid fumes, pickling (released at low velocity into zone of active generation)	0.5-1 m/s (100-200 f/min.)												
direct spray, spray painting in shallow booths, drum filling, conveyer loading, crusher dusts, gas discharge (active generation into zone of rapid air motion)	1-2.5 m/s (200-500 f/min.)												
grinding, abrasive blasting, tumbling, high speed wheel generated dusts (released at high initial velocity into zone of very high rapid air motion).	2.5-10 m/s (500-2000 f/min.)												
Lower end of the range	Upper end of the range												

	<div><div>1: Room air currents minimal or favourable to capture</div><div>2: Contaminants of low toxicity or of nuisance value only.</div><div>3: Intermittent, low production.</div><div>4: Large hood or large air mass in motion</div></div> <div><div>1: Disturbing room air currents</div><div>2: Contaminants of high toxicity</div><div>3: High production, heavy use</div><div>4: Small hood-local control only</div></div> <div>Simple theory shows that air velocity falls rapidly with distance away from the opening of a simple extraction pipe. Velocity generally decreases with the square of distance from the extraction point (in simple cases). Therefore the air speed at the extraction point should be adjusted, accordingly, after reference to distance from the contaminating source. The air velocity at the extraction fan, for example, should be a minimum of 1-2 m/s (200-400 f/min) for extraction of solvents generated in a tank 2 meters distant from the extraction point. Other mechanical considerations, producing performance deficits within the extraction apparatus, make it essential that theoretical air velocities are multiplied by factors of 10 or more when extraction systems are installed or used.</div>
Individual protection measures, such as personal protective equipment	<div></div>
Eye and face protection	<div><div>▸ Safety glasses with side shields</div><div>▸ Chemical goggles.</div><div>▸ Contact lenses may pose a special hazard; soft contact lenses may absorb and concentrate irritants. A written policy document, describing the wearing of lenses or restrictions on use, should be created for each workplace or task. This should include a review of lens absorption and adsorption for the class of chemicals in use and an account of injury experience. Medical and first-aid personnel should be trained in their removal and suitable equipment should be readily available. In the event of chemical exposure, begin eye irrigation immediately and remove contact lens as soon as practicable. Lens should be removed at the first signs of eye redness or irritation - lens should be removed in a clean environment only after workers have washed hands thoroughly. [CDC NIOSH Current Intelligence Bulletin 59], [AS/NZS 1336 or national equivalent]</div></div>
Skin protection	See Hand protection below
Hands/feet protection	<div><div>▸ Wear chemical protective gloves, e.g. PVC.</div><div>▸ Wear safety footwear or safety gumboots, e.g. Rubber</div></div>
Body protection	See Other protection below
Other protection	<div><div>▸ Overalls.</div><div>▸ P.V.C apron.</div><div>▸ Barrier cream.</div><div>▸ Skin cleansing cream.</div><div>▸ Eye wash unit.</div></div>

Respiratory protection

Type A-P Filter of sufficient capacity. (AS/NZS 1716 & 1715, EN 143:2000 & 149:2001, ANSI Z88 or national equivalent)

Where the concentration of gas/particulates in the breathing zone, approaches or exceeds the "Exposure Standard" (or ES), respiratory protection is required. Degree of protection varies with both face-piece and Class of filter; the nature of protection varies with Type of filter.

Required Minimum Protection Factor	Half-Face Respirator	Full-Face Respirator	Powered Air Respirator
up to 10 x ES	A-AUS P2	-	A-PAPR-AUS / Class 1 P2
up to 50 x ES	-	A-AUS / Class 1 P2	-
up to 100 x ES	-	A-2 P2	A-PAPR-2 P2 ^

^ - Full-face
A(All classes) = Organic vapours, B AUS or B1 = Acid gasses, B2 = Acid gas or hydrogen cyanide(HCN), B3 = Acid gas or hydrogen cyanide(HCN), E = Sulfur dioxide(SO2), G = Agricultural chemicals, K = Ammonia(NH3), Hg = Mercury, NO = Oxides of nitrogen, MB = Methyl bromide, AX = Low boiling point organic compounds(below 65 degC)

- Cartridge respirators should never be used for emergency ingress or in areas of unknown vapour concentrations or oxygen content.

▸ The wearer must be warned to leave the contaminated area immediately on detecting any odours through the respirator. The odour may indicate that the mask is not functioning properly, that the vapour concentration is too high, or that the mask is not properly fitted. Because of these limitations, only restricted use of cartridge respirators is considered appropriate.

▸ Cartridge performance is affected by humidity. Cartridges should be changed after 2 hr of continuous use unless it is determined that the humidity is less than 75%, in which case, cartridges can be used for 4 hr. Used cartridges should be discarded daily, regardless of the length of time used

SECTION 9 Physical and chemical properties

Information on basic physical and chemical properties

Appearance	Black paste with mild odour; does not mix with water.		
Physical state	Non Slump Paste	Relative density (Water = 1)	2-2.5
Odour	Not Available	Partition coefficient n-octanol / water	Not Available
Odour threshold	Not Available	Auto-ignition temperature (°C)	Not Available
pH (as supplied)	Not Applicable	Decomposition temperature (°C)	Not Available
Melting point / freezing point (°C)	Not Available	Viscosity (cSt)	Not Available
Initial boiling point and boiling range (°C)	Not Available	Molecular weight (g/mol)	Not Applicable
Flash point (°C)	>93	Taste	Not Available
Evaporation rate	Not Available	Explosive properties	Not Available
Flammability	Not Applicable	Oxidising properties	Not Available
Upper Explosive Limit (%)	Not Available	Surface Tension (dyn/cm or mN/m)	Not Available
Lower Explosive Limit (%)	Not Available	Volatile Component (%vol)	Not Available

Vapour pressure (kPa)	Not Available	Gas group	Not Available
Solubility in water	Immiscible	pH as a solution (1%)	Not Applicable
Vapour density (Air = 1)	Not Available	VOC g/L	Not Available

SECTION 10 Stability and reactivity

Reactivity	See section 7
Chemical stability	<ul style="list-style-type: none">Unstable in the presence of incompatible materials.Product is considered stable.Hazardous polymerisation will not occur.
Possibility of hazardous reactions	See section 7
Conditions to avoid	See section 7
Incompatible materials	See section 7
Hazardous decomposition products	See section 5

SECTION 11 Toxicological information

Information on toxicological effects

Inhaled	Inhalation of vapours may cause drowsiness and dizziness. This may be accompanied by sleepiness, reduced alertness, loss of reflexes, lack of co-ordination, and vertigo.
Ingestion	The material has NOT been classified by EC Directives or other classification systems as "harmful by ingestion". This is because of the lack of corroborating animal or human evidence.
Skin Contact	The material is not thought to produce adverse health effects or skin irritation following contact (as classified by EC Directives using animal models). Nevertheless, good hygiene practice requires that exposure be kept to a minimum and that suitable gloves be used in an occupational setting. Open cuts, abraded or irritated skin should not be exposed to this material Entry into the blood-stream, through, for example, cuts, abrasions or lesions, may produce systemic injury with harmful effects. Examine the skin prior to the use of the material and ensure that any external damage is suitably protected.
Eye	Although the material is not thought to be an irritant (as classified by EC Directives), direct contact with the eye may produce transient discomfort characterised by tearing or conjunctival redness (as with windburn).
Chronic	There has been concern that this material can cause cancer or mutations, but there is not enough data to make an assessment.

Cemix Bitupatch	TOXICITY	IRRITATION
	Not Available	Not Available
graded sand	TOXICITY	IRRITATION
	Oral (Rat) LD50: 500 mg/kg ^[2]	Not Available
bitumen road making	TOXICITY	IRRITATION
	Dermal (rabbit) LD50: >2000 mg/kg ^[2]	Eye: no adverse effect observed (not irritating) ^[1]
	Oral (Rat) LD50: >5000 mg/kg ^[2]	Skin: no adverse effect observed (not irritating) ^[1]

Legend:	1. Value obtained from Europe ECHA Registered Substances - Acute toxicity 2. Value obtained from manufacturer's SDS. Unless otherwise specified data extracted from RTECS - Register of Toxic Effect of chemical Substances
---------	---

BITUMEN ROAD MAKING	WARNING: This substance has been classified by the IARC as Group 2B: Possibly Carcinogenic to Humans.
GRADED SAND & BITUMEN ROAD MAKING	No significant acute toxicological data identified in literature search.

Acute Toxicity	✗	Carcinogenicity	✓
Skin Irritation/Corrosion	✗	Reproductivity	✗
Serious Eye Damage/Irritation	✗	STOT - Single Exposure	✓
Respiratory or Skin sensitisation	✗	STOT - Repeated Exposure	✓
Mutagenicity	✗	Aspiration Hazard	✗

Legend: ✗ – Data either not available or does not fill the criteria for classification
✓ – Data available to make classification

SECTION 12 Ecological information

Toxicity

Cemix Bitupatch	Endpoint	Test Duration (hr)	Species	Value	Source
	Not Available	Not Available	Not Available	Not Available	Not Available
graded sand	Endpoint	Test Duration (hr)	Species	Value	Source
	Not	Not Available	Not Available	Not	Not

Continued...

	Available			Available	Available
bitumen road making	Endpoint	Test Duration (hr)	Species	Value	Source
	Not Available	Not Available	Not Available	Not Available	Not Available
Legend:	Extracted from 1. IUCLID Toxicity Data 2. Europe ECHA Registered Substances - Ecotoxicological Information - Aquatic Toxicity 4. US EPA, Ecotox database - Aquatic Toxicity Data 5. ECETOC Aquatic Hazard Assessment Data 6. NITE (Japan) - Bioconcentration Data 7. METI (Japan) - Bioconcentration Data 8. Vendor Data				

DO NOT discharge into sewer or waterways.

Persistence and degradability

Ingredient	Persistence: Water/Soil	Persistence: Air
	No Data available for all ingredients	No Data available for all ingredients

Bioaccumulative potential

Ingredient	Bioaccumulation
	No Data available for all ingredients

Mobility in soil

Ingredient	Mobility
	No Data available for all ingredients

SECTION 13 Disposal considerations

Waste treatment methods

Product / Packaging disposal	<ul style="list-style-type: none">Containers may still present a chemical hazard/ danger when empty.Return to supplier for reuse/ recycling if possible. Otherwise: <ul style="list-style-type: none">If container can not be cleaned sufficiently well to ensure that residuals do not remain or if the container cannot be used to store the same product, then puncture containers, to prevent re-use, and bury at an authorised landfill.Where possible retain label warnings and SDS and observe all notices pertaining to the product.DO NOT allow wash water from cleaning or process equipment to enter drains.It may be necessary to collect all wash water for treatment before disposal.In all cases disposal to sewer may be subject to local laws and regulations and these should be considered first.Where in doubt contact the responsible authority.Recycle wherever possible or consult manufacturer for recycling options.Consult State Land Waste Authority for disposal.Bury or incinerate residue at an approved site.Recycle containers if possible, or dispose of in an authorised landfill.
------------------------------	--

Ensure that the hazardous substance is disposed in accordance with the Hazardous Substances (Disposal) Notice 2017

Disposal Requirements

Packages that have been in direct contact with the hazardous substance must be only disposed if the hazardous substance was appropriately removed and cleaned out from the package. The package must be disposed according to the manufacturer's directions taking into account the material it is made of. Packages which hazardous content have been appropriately treated and removed may be recycled.

The hazardous substance must only be disposed if it has been treated by a method that changed the characteristics or composition of the substance and it is no longer hazardous.

Only dispose to the environment if a tolerable exposure limit has been set for the substance.

Only deposit the hazardous substance into or onto a landfill or sewage facility or incinerator, where the hazardous substance can be handled and treated appropriately.

SECTION 14 Transport information

Labels Required

Marine Pollutant	NO
HAZCHEM	Not Applicable

Land transport (UN): NOT REGULATED FOR TRANSPORT OF DANGEROUS GOODS

Air transport (ICAO-IATA / DGR): NOT REGULATED FOR TRANSPORT OF DANGEROUS GOODS

Sea transport (IMDG-Code / GGVSee): NOT REGULATED FOR TRANSPORT OF DANGEROUS GOODS

14.7.1. Transport in bulk according to Annex II of MARPOL and the IBC code

Not Applicable

14.7.2. Transport in bulk in accordance with MARPOL Annex V and the IMSBC Code

Product name	Group
graded sand	Not Available
bitumen road making	Not Available

14.7.3. Transport in bulk in accordance with the IGC Code

Product name	Ship Type
graded sand	Not Available

Product name	Ship Type
Bitumen road making	Not Applicable

SECTION 15 Regulatory information

Safety, health and environmental regulations / legislation specific for the substance or mixture

This substance is to be managed using the conditions specified in an applicable Group Standard

HSR Number	Group Standard
HSR002544	Construction Products (Subsidiary Hazard) Group Standard 2006

Please refer to Section 8 of the SDS for any applicable tolerable exposure limit or Section 12 for environmental exposure limit.

graded sand is found on the following regulatory lists

- Chemical Footprint Project - Chemicals of High Concern List
- International Agency for Research on Cancer (IARC) - Agents Classified by the IARC Monographs
- International Agency for Research on Cancer (IARC) - Agents Classified by the IARC Monographs - Group 1: Carcinogenic to humans
- New Zealand Approved Hazardous Substances with controls
- New Zealand Hazardous Substances and New Organisms (HSNO) Act - Classification of Chemicals
- New Zealand Hazardous Substances and New Organisms (HSNO) Act - Classification of Chemicals - Classification Data
- New Zealand Inventory of Chemicals (NZIoC)
- New Zealand Workplace Exposure Standards (WES)

bitumen road making is found on the following regulatory lists

- International Agency for Research on Cancer (IARC) - Agents Classified by the IARC Monographs
- International Agency for Research on Cancer (IARC) - Agents Classified by the IARC Monographs - Group 2B: Possibly carcinogenic to humans
- International WHO List of Proposed Occupational Exposure Limit (OEL) Values for Manufactured Nanomaterials (MNMS)
- New Zealand Hazardous Substances and New Organisms (HSNO) Act - Classification of Chemicals
- New Zealand Inventory of Chemicals (NZIoC)
- New Zealand Workplace Exposure Standards (WES)

Additional Regulatory Information

Not Applicable

Hazardous Substance Location

Subject to the Health and Safety at Work (Hazardous Substances) Regulations 2017.

Hazard Class	Quantities
Not Applicable	Not Applicable

Certified Handler

Subject to Part 4 of the Health and Safety at Work (Hazardous Substances) Regulations 2017.

Class of substance	Quantities
Not Applicable	Not Applicable

Refer Group Standards for further information

Maximum quantities of certain hazardous substances permitted on passenger service vehicles

Subject to Regulation 13.14 of the Health and Safety at Work (Hazardous Substances) Regulations 2017.

Hazard Class	Gas (aggregate water capacity in mL)	Liquid (L)	Solid (kg)	Maximum quantity per package for each classification
Not Applicable	Not Applicable	Not Applicable	Not Applicable	Not Applicable

Tracking Requirements

Not Applicable

National Inventory Status

National Inventory	Status
Australia - AIIC / Australia Non-Industrial Use	Yes
Canada - DSL	Yes
Canada - NDSL	No (graded sand; bitumen road making)
China - IECSC	Yes
Europe - EINEC / ELINCS / NLP	Yes
Japan - ENCS	No (bitumen road making)
Korea - KECI	Yes
New Zealand - NZIoC	Yes
Philippines - PICCS	Yes
USA - TSCA	Yes
Taiwan - TCSI	Yes
Mexico - INSQ	Yes
Vietnam - NCI	Yes
Russia - FBEPH	Yes

National Inventory	Status
Legend:	Yes = All CAS declared ingredients are on the inventory No = One or more of the CAS listed ingredients are not on the inventory. These ingredients may be exempt or will require registration.

SECTION 16 Other information

Revision Date	10/07/2024
Initial Date	12/10/2017

SDS Version Summary

Version	Date of Update	Sections Updated
6.1	01/11/2019	One-off system update. NOTE: This may or may not change the GHS classification
7.1	10/07/2024	Expiration. Review and Update

Other information

Classification of the preparation and its individual components has drawn on official and authoritative sources as well as independent review by the Chemwatch Classification committee using available literature references.

The SDS is a Hazard Communication tool and should be used to assist in the Risk Assessment. Many factors determine whether the reported Hazards are Risks in the workplace or other settings. Risks may be determined by reference to Exposures Scenarios. Scale of use, frequency of use and current or available engineering controls must be considered.

Definitions and abbreviations

- PC - TWA: Permissible Concentration-Time Weighted Average
- PC - STEL: Permissible Concentration-Short Term Exposure Limit
- IARC: International Agency for Research on Cancer
- ACGIH: American Conference of Governmental Industrial Hygienists
- STEL: Short Term Exposure Limit
- TEEL: Temporary Emergency Exposure Limit,
- IDLH: Immediately Dangerous to Life or Health Concentrations
- ES: Exposure Standard
- OSF: Odour Safety Factor
- NOAEL: No Observed Adverse Effect Level
- LOAEL: Lowest Observed Adverse Effect Level
- TLV: Threshold Limit Value
- LOD: Limit Of Detection
- OTV: Odour Threshold Value
- BCF: BioConcentration Factors
- BEI: Biological Exposure Index
- DNEL: Derived No-Effect Level
- PNEC: Predicted no-effect concentration

- AIIC: Australian Inventory of Industrial Chemicals
- DSL: Domestic Substances List
- NDSL: Non-Domestic Substances List
- IECSC: Inventory of Existing Chemical Substance in China
- EINECS: European INventory of Existing Commercial chemical Substances
- ELINCS: European List of Notified Chemical Substances
- NLP: No-Longer Polymers
- ENCS: Existing and New Chemical Substances Inventory
- KECI: Korea Existing Chemicals Inventory
- NZIoC: New Zealand Inventory of Chemicals
- PICCS: Philippine Inventory of Chemicals and Chemical Substances
- TSCA: Toxic Substances Control Act
- TCSI: Taiwan Chemical Substance Inventory
- INSQ: Inventario Nacional de Sustancias Químicas
- NCI: National Chemical Inventory
- FBEPH: Russian Register of Potentially Hazardous Chemical and Biological Substances

This document is copyright.
Apart from any fair dealing for the purposes of private study, research, review or criticism, as permitted under the Copyright Act, no part may be reproduced by any process without written permission from CHEMWATCH.
TEL (+61 3) 9572 4700.